



THE COLLEGE OF
OPTOMETRISTS

Stage Two

Overarching case scenario 23

AGE AND GENDER 69yrs, Male

ETHNIC BACKGROUND Caucasian

OCCUPATION AND HOBBIES Retired Bus Driver, Hobbies: Watching TV, drawing and painting. Attended for a sight test with his wife as he has Alzheimer's disease. Non driver.

PRESENTING SYMPTOMS AND HISTORY History and symptoms mainly from wife due to patient's communication difficulty. Distance vision mostly OK for TV, has reported seeing some floaters and the odd flash of light which he becomes rather distressed about. Doesn't read much.

Advised by GP to have a sight test, wife not sure why, assumes due to the floaters. No family history of ocular disease.

Wears bifocal spectacles, prescribed for the first time at last examination and dislikes the 'line', and doesn't really seem to get on with them that well.

GENERAL HEALTH AND MEDICATION Has arthritis and high blood pressure. Medication: prednisolone for arthritis pain, bendrofluorazide for blood pressure, half an aspirin and Aricept for Alzheimer's

PRESENT Rx, CENTRATION AND ACUITIES

R +3.50 / -2.75 x 90 6/9-2 Near Add +2.50 N6

L +2.00/ -1.75 x 90 6/9-2 Near Add +2.50 N6 Plastic D28 Bifocals OC's 69/64 mm

PD/NCD 69/64 mm

VISION R 6/24 N24 L 6/24 N24

PINHOLE VISION R 6/9 L 6/9

REFRACTION

R +3.75 / -2.50 x 90 Add +2.50

L +2.25 / -2.50 x 100 Add +2.50

VA

Distance R 6/7.5+2 L 6/7.5+2

Near R N5 L N5

BINOCULAR STATUS D NMD N 4prism xop, recovery good. No FD

MOTILITY Full with no discomfort

PUPIL REACTIONS D,N,C full, but sluggish R & L. No RAPD

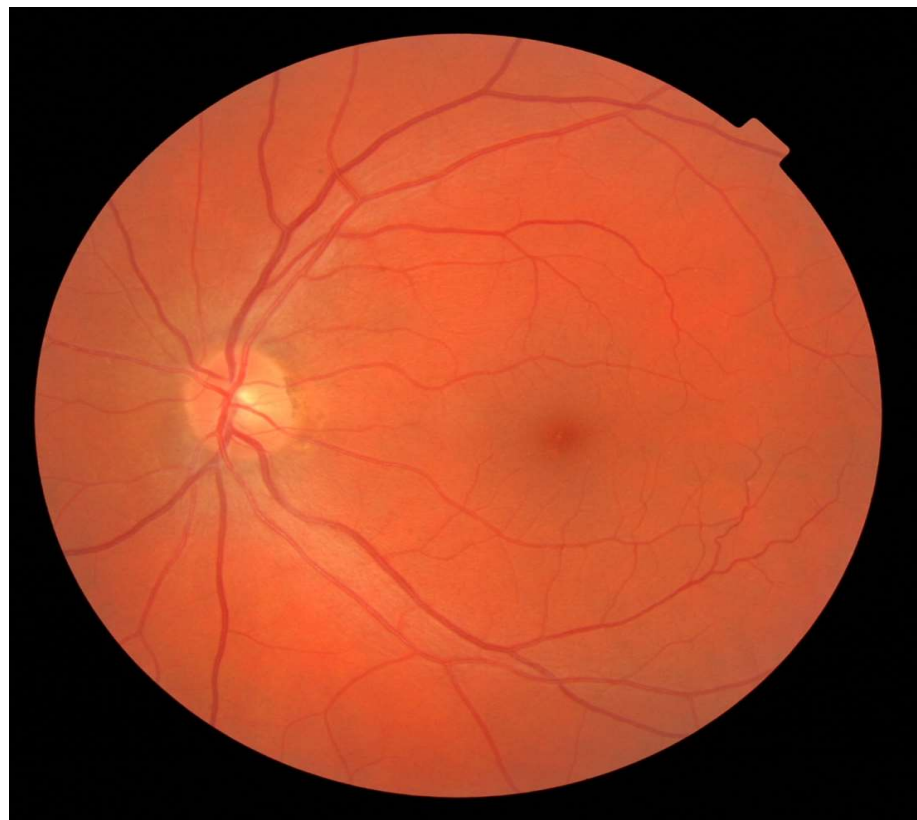
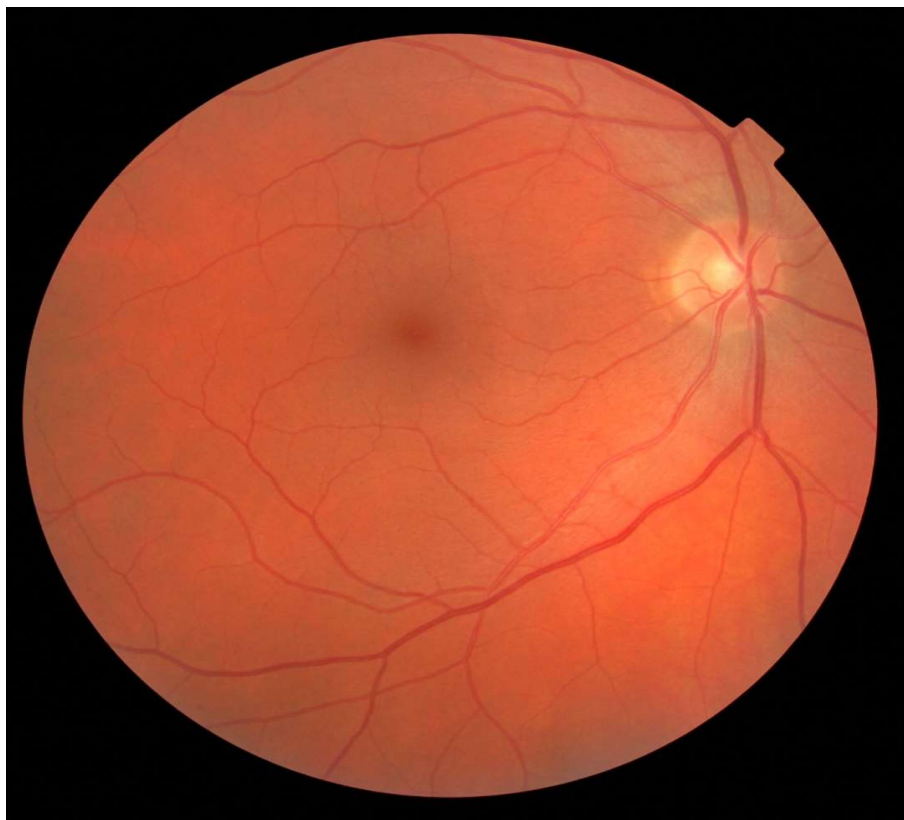
FUNDUS EXAMINATION See attached

FIELDS See attached

IOP R 10mmHg L 11mmHg @ 2.00pm Perkins

EXTERNAL EYE EXAMINATION Both eyes healthy

Fundus Image

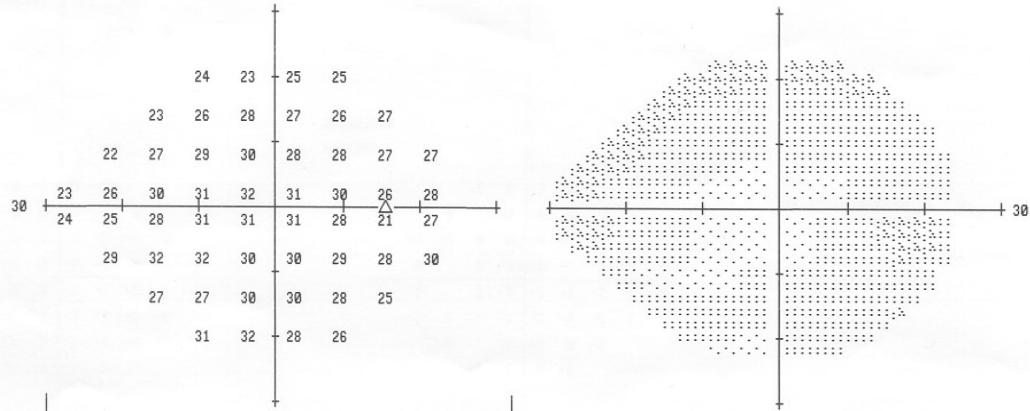


Field RE

CENTRAL 24-2 THRESHOLD TEST

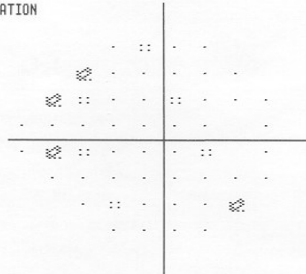
FIXATION MONITOR: BLINDSPOT
 FIXATION TARGET: CENTRAL
 FIXATION LOSSES: 8/11
 FALSE POS ERRORS: 16 %
 FALSE NEG ERRORS: 11 %
 TEST DURATION: 03:55
 FCOVER: OFF

STIMULUS: III, WHITE
 BACKGROUND: 31.5 ASB
 STRATEGY: SITA-FAST



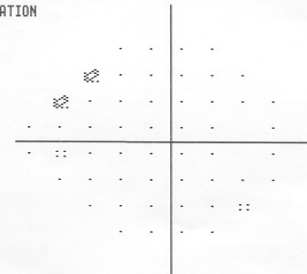
	-3	-4	-2	-1				
	-6	-3	-2	-2	-1			
	-6	-3	-2	-1	-3	-2	-3	-1
-3	-3	-1	-1	0	-1	-1	-1	
-3	-5	-3	-2	-2	-1	-3	-3	
	0	1	0	-2	-2	-2	-2	0
	-2	-3	-1	-1	-3	-5		
		2	2	-2	-3			

TOTAL
DEVIATION



	-2	-4	-1	-1				
	-5	-3	-1	-1	-2	-1		
	-6	-3	-1	-1	-3	-2	-2	-1
-3	-3	-1	0	0	0	-1	-1	
-2	-4	-2	-1	-1	0	-3	-3	
	0	1	0	-2	-1	-2	-2	0
	-2	-3	0	-1	-3	-5		
		2	3	-1	-3			

PATTERN
DEVIATION



MD -1.89 DB P < 5%
 PSD 1.66 DB

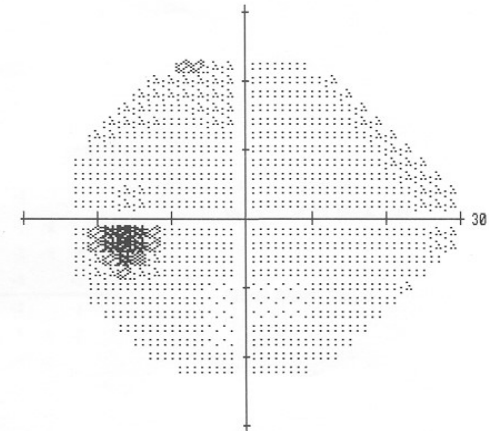
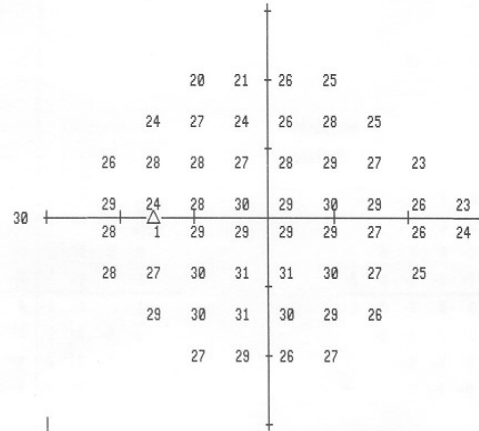
- :: < 5%
- ⊠ < 2%
- ⊞ < 1%
- < 0.5%

Field LE

CENTRAL 24-2 THRESHOLD TEST

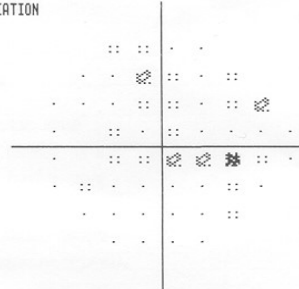
FIXATION MONITOR: BLINDSPOT
 FIXATION TARGET: CENTRAL
 FIXATION LOSSES: 1/11
 FALSE POS ERRORS: 0 %
 FALSE NEG ERRORS: 0 %
 TEST DURATION: 03:59
 FOVERA: OFF

STIMULUS: III, WHITE
 BACKGROUND: 31.5 ASB
 STRATEGY: SITA-FAST



	-6	-6	-1	-2				
	-4	-2	-5	-3	-1	-4		
	-2	-1	-2	-4	-3	-1	-3	-6
	0	-3	-2	-3	-2	-2	-3	-3
-1	-3	-3	-4	-3	-4	-3	-2	
-2	-3	-1	-1	-1	-2	-4	-4	
-1	0	0	-1	-1	-4			
-3	-1	-3	-2					

TOTAL
DEVIATION



		-5	-5	0	-1				
		-3	-1	-4	-2	0	-3		
		-1	-1	-1	-3	-2	-1	-2	-5
		1	-3	-1	-2	-1	-1	-2	-2
0	-2	-2	-3	-2	-3	-2	-2		
-1	-2	0	0	0	-1	-3	-3		
0	1	1	0	0	-3				
-2	0	-2	-1						

PATTERN
DEVIATION



MD -2.45 DB P < 5%
 PSD 1.42 DB

- ∴ < 5%
- ⊠ < 2%
- ⊞ < 1%
- < 0.5%